

FitoClima / FitoTerm chambers

Climatic / Thermal environmental testing chambers



Aralab reach-In chambers & walk-in chambers

Compliant with international standards DIN, IEC, ISO, MIL, NP e UNE

Aralab

ARALAB is a company specialized in designing, developing, manufacturing and servicing of high quality Climatic Chambers.

For more than 25 years we have been perfecting ways to create and control temperature, humidity and many other environmental conditions that respond to the needs of customers all around the world.

Only the highest quality components are used to manufacture our chambers so customers can have the best equipment for their research and testing purposes.

Aralab chambers.
Your own climate.



Key Thermal Features (FitoTerm chambers)

FitoTerm chambers	Temperature Range	Humidity Range
FitoTerm E10	-10°C to +100°C	N/A
FitoTerm E20	-20°C to +180°C	N/A
FitoTerm E45	-45°C to +180°C	N/A
FitoTerm E75	-70°C to +180°C	N/A

Key Climatic Features (FitoClima chambers)

FitoClima chambers	Temperature Range	Humidity Range
FitoClima ECP 10	-10°C to +100°C	10% to 98% RH
FitoClima ECP 20	-20°C to +180°C	10% to 98% RH
FitoClima ECP 45	-45°C to +180°C	10% to 98% RH
FitoClima ECP 75	-75°C to +180°C	10% to 98% RH

Highlights

- The most advanced technology in climate control
- Internal aerodynamic optimization to ensure uniformity of climatic conditions
- Nonpolluting construction and cooling system
- Equipped touch-screen controller CLIMAPLUS V
- Reduced investment, low maintenance, reliable and accurate performance
- Compliant with international standards and requirements EN, IEC, DIN, ISO, NP and UNE



Technical Highlights *FitoClima / FitoTerm chambers*

Heating speed *	5 °C / minute
Cooling speed * E10 & ECP10 models E20 & ECP20 models E45 & ECP45 models E75 & ECP75 models	1,5 °C / minute 2 °C / minute 3,5 °C / minute 5 °C / minute
Temperature Precision	± 0,5 °C
Temperature Fluctuation	± 1,0 °C
Temperature Uniformity	± 1,0 °C
Humidity Range (FitoClima models only)	10% to 98% RH
Humidity Precision	± 1 % RH
Humidity Fluctuation	± 2 % RH
Humidity Uniformity	± 2 % RH

* Heating and Cooling speeds will vary with the thermal/climatic ranges

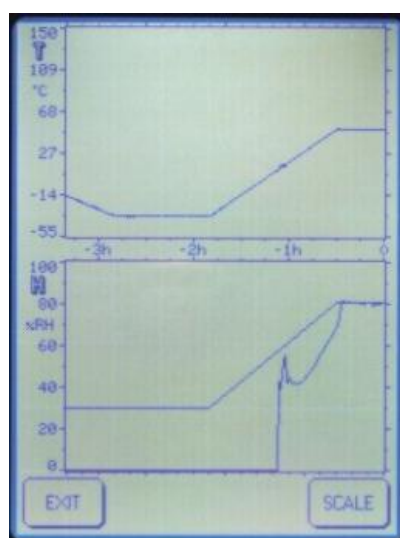

Internal volumes and chamber dimensions

Internal volume	Dimensions	Height	Width	Depth
300 liters	Interior	800 mm	650 mm	600 mm
	Exterior	1.830 mm	980 mm	1.340 mm
500 liters	Interior	920 mm	700 mm	780 mm
	Exterior	1.850 mm	1.000 mm	1.500 mm
1.000 liters	Interior	1.022 mm	1.022 mm	1.061 mm
	Exterior	2.035 mm	1.287 mm	1.828 mm
1.500 liters	Interior	1.022 mm	1.022 mm	1.500 mm
	Exterior	2.050 mm	1.287 mm	2.250 mm
8.000 liters	Interior	2.000 mm	2.000 mm	2.000 mm
	Exterior	2.400 mm	2.300 mm	3.100 mm
12.000 liters	Interior	2.000 mm	2.000 mm	3.000 mm
	Exterior	2.400 mm	2.300 mm	4.100 mm

For quality and performance purposes some 8.000 and 12.000 liters chambers may require an additional external compressor group with 2000mm (h) x 2500mm (w) x 1000mm (d). Please consult Aralab.

Controller CLIMAPLUS V

- Programmable PLC exclusively developed for ARALAB chambers
- Programmable easy to use controller with Touch Screen Display (168 x 112mm)
- Resolution of 0.1°C for Temperature and 0.1% for Relative Humidity
- High performance temperature and humidity control with value correction possibility in all ranges
- Capability for creating 50 programs of 50 segments each
- Non-volatile memory
- Automatic restart of tests due to power failure, without losing data and restarting test where it was interrupted
- Real-time monitoring of all functions and control of equipment.
- Send all control settings and system software via RS232 to plant.
- Possibility of programming a delay of the beginning of test
- Monitoring and recording of all alarms
- Possibility of performing events by external commands
- Several outputs for connecting computers or other devices
- Alarms management
- Graphic representation of the tests ran
- Graphical visualization of the test in the controller.
- Possibility of running computer test programs and export them to the controller

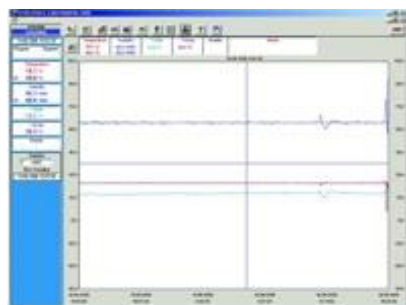


Software

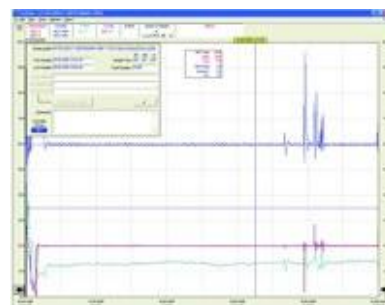
STATUS LOGGING	
04-02-2005 14:38:10	
Program	Segment
2	0
Temperature	
25,0 °C	
SP	25,0 °C
Humidity	
60,1 %RH	
SP	60,0 %RH
Bath	
23,3 °C	
T-RHS	
25,2 °C	
Events	
.....	
Outputs	
.....V.....	
Samples	
5324	
Next Sampling	
04-02-2005 14:38:13	

The **FitoLog** software is a set of applications designed to monitor and register data from the chambers processes variables. The software consists of 3 applications: **FitoLog**, **FitoView** and **FitoProgram**.

FitoLog



FitoView



FitoLog: Displays and records in real time all the data and details of the measurements and respective set-points in a file. It also retrieves the data of process variables, errors, alarms and allows external alerts configuration, which may include Email or SMS to report the condition of the equipment or warnings of alarms.

FitoView: It is a working tool to process the data acquired by **FitoLog**. You can view, print and export to other file types, and analyze the data in other programs (Excel, Access or others).

FitoProgram: This application allows the designing of test programs and its integration on the chamber controller.

With **FitoLog** it is possible to gather data from each of the chambers subsystems, which makes it a very useful tool to diagnose any necessary maintenance. This tool is the "Black Box" of the Chamber, giving our technicians the necessary data to remotely carry out a fast and efficient diagnostic. All that is needed is a log file with the occurrence, which can be analyzed by Aralab technicians in less than an hour.

Temperature

Control of temperature is done by the PLC Touch Screen ClimaPlus V, high tech PID / FUZZY temperature and humidity control, developed by Aralab.

Temperature Precision (in the interior of the chamber, at 5 cm from walls, floor and top)

In Time $\leq \pm 0,5^{\circ} \text{C}$

In Space $\leq \pm 1,0^{\circ} \text{C}$

Temperature Sensors

One (1) PT 100 Class A, located in air treatment tunnel

Two (2) PT 100 Class A, movable sensors for flexible placing inside chamber



Heating

By tubular stainless steel electric heaters located in the air treatment tunnel

Cooling

By airtight mechanical compressor group Copeland Scroll (low noise, high efficiency) with enforced ventilation and without use of CFC's.

As an option the system can be cooled by an air / water condenser. Air is used by default and only in need of greater power is water used, thus increasing efficiency. For -75°C models water option is standard and air is optional.



Thermal security

Safety thermostat with High / Low temperature configuration, with automatic stop of all thermic systems.

High / Low temperature alarms programmed in the controller, with mute function. This function won't stop the chamber and it's only used to record the occurrence and to call the attention of the users with an audible alarm.

Humidity (only for ECP chambers)

Control of humidity levels is done by the PLC Touch Screen ClimaPlus V, high tech PID / FUZZY temperature and humidity control, and developed by Aralab.

Humidity Precision (in the interior of the chamber, at 5 cm from walls, floor and top)

In Time $\leq \pm 1,0\% \text{ RH}$

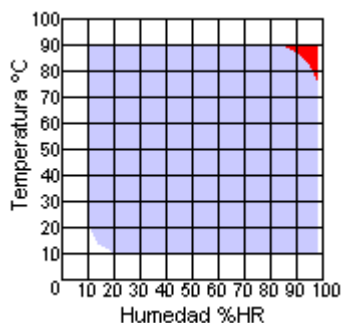
In Space $\leq \pm 2,0\% \text{ RH}$

Humidity Sensors

To measure and control humidity, Aralab has different probing technologies: Psychrometric, Capacitive, or both simultaneously. Consult Aralab for technical support on the appropriate selection.



Humidity Vs. Temperature ranges graphic



For climatic tests that require humidity and temperature ranges highlighted **in red**, a Psychrometric sensor is recommended (ECP chambers).

Humidity / Drying

Humidity: Through thermostatic bath with dew point control.

Drying: Through thermostatic bath with dew point control and additional dry coil

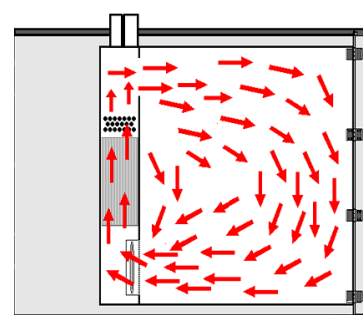
Security

Automatic stop function in case of water failure, with indication on the controller; High / Low Temperature alarms; High / Low humidity alarms;

Air Flow / Ventilation

Air Flow: Forced through 2 ventilators mounted at the top of the chamber.

Air Renovation: By lateral port, also for compensating pressure.



Air flow system on chambers with
+1.500 liters capacity

Construction

Interior: AISI 304 hermetical welded, vapor tight, stainless steel

Exterior: Zinc mild steel with epoxy coating finish (color RAL 7035)

Insulation: Rock Wool

Interior illumination: Halogen lamp 12V (only available with optional window)

Door: Double silicone joints and anti-condensation heating frames. Automatic electric locks with emergency opening from the inside



Interior view of FitoClima 8.000ECP45 walk-in chamber



Interior view of FitoClima 300 EC20 reach-in chamber

Cut-off panel, Security and Communications

Mounted on left lateral panel of the chamber and equipped with:

- High / Low safety thermostat
- Main Power switch
- Audible alarms
- RS232 Output



Inclusions

- 2 Stainless steel shelves (in reach-in chambers)
- 1 lateral left panel entry port with Ø 80 mm
- Instructions manual in English (other languages upon request)
- 2 years warranty




Optional Accessories

- Software Fitolog and FitoView
- Observational anti condensation windows in multi layered glass
- Water demineralizer (for FitoClima Chambers)
- Water conductivity monitor (for FitoClima Chambers)
- Additional entry ports
- Calibration certificate from accredited external laboratory
- Castors with adjustable height
- Various auxiliary testing equipment (please contact Aralab for further information)

Window option

The observation window is composed of a multilayered glass with optimum levels of thermal insulation. The interior and exterior glasses have a heating system that is activated in cold cycles and damp heat to prevent condensation at the surface.



Installation Requirements

To assure a correct functioning of the chamber, the following installation conditions are required:

Installation site

The place should be easily accessible, according to equipment dimensions and weight. It should have good air circulation and a room temperature between 10° and 26°C. The floor should be leveled and a minimum distance of 50cm from the walls of other equipment must be kept.

Electrical supply

Near the equipment with the specified requirements.

Humidification circuit and demineralized water (for FitoClima models)

The humidification circuit works exclusively with distilled or demineralized water. For this circuit, a water admission pressure of 1 to 6 bares and conductivity of $\leq 5\mu$ Siemens is required.

Water circuit for cooling condenser (optional for -45°C and standard for -75°C)

A cold water circuit is required for the cold system condenser. Technical characteristics:

- o Water flow: 0 to 2000 liters/hour maximum
- o Intake pressure: 3 to 6 bares
- o Water entry and exit pipe: 1"
- o Differential pressure between entry and exit: $> 2,5$ bares
- o Maximum temperature of water entry: 26°C
- o Adequate temperature of water entry: 18°C

Drain

At floor level and near the equipment. The draining of the humidification and cooling systems water is done by gravity. For a correct draining there should be a minimum inclination of 10° in a descending trajectory from the chambers draining pipe until the sewage system.



Equipamentos de Laboratório e Electromecânica Geral, Lda.
Av. de Santa Isabel, nº 7, Albarraque
2635-047 - Rio de Mouro
Tel.: +351 219 154 960
Fax: +351 219 154 969
E-mail: aralab@aralab.pt
URL: www.aralab.pt